





<p>Use tweezers to see how many pieces of pasta/pom poms you can pick up before the sand timer runs out.</p> 	<p>Make a chain out of paper clips. How many paper clips did you use? Can you make a repeating pattern using different colour paper clips? For example, red, blue, green, red, blue, green etc</p>	 <p>Use a hole punch to punch holes in to leaves/a piece of paper/tissue paper etc</p>	<p>Make a line of dominoes and knock them down! How many dominoes can you use? Can you make lines of dominoes? Put them in a circle? Line them up like a wave?</p>	<p>Trace around/in stencils or objects that you might have at home. Can a grown up guess what you used to draw around?</p>
<p>Use pegs to hang different things on a washing line (don't use anything heavy!).</p>	<p>Cut up straws into small parts. Thread on to string or ribbon to make a necklace.</p> 	<p>Can you thread pipe or ribbon through a colander?</p> 	<p>How many clothes pegs can you put on and off a piece of paper in one minute?</p>	 <p>Can you put the nuts on the bolts and take them off again?</p>
<p>Fill up a syringe with water and squirt it out again!</p> 	<p>Use toothpicks/cocktail sticks to pick up little balls of playdough – you can make playdough easily!</p>	<p>Can you use ribbon or old fabric to weave in and out of a garden fence?</p>	<p>Trace a picture!</p>	 <p>Thread buttons on to pipe cleaners</p>
<p>Cut along the zig zags, swirls, dots and waves on the worksheets (lots on twinkl.co.uk)</p>	<p>Use the little dots from a hole punch to make a picture</p>	<p>Make a push and pull play box.</p> 	 <p>Loom band and lollipop sticks</p>	<p>Make a paper plate apple (or other fruit!)</p> 
<p>Make your own kerplunk with straws and toilet roll tubes.</p> 	<p>Thread Cheerios on to a stick!</p>	<p>Paint with a cotton bud.</p> 	 <p>Make a paper hedgehog!</p>	<p>Have fun with finger printing!</p>

